

U50-2



UNIVERSAL SUCTION CUP

- ▶ Suitable for objects with flat or slightly curved surfaces.
- ▶ Also used for concave objects.

LIFTING FORCES & TECHNICAL DATA

Lifting force vertical to the surface, N, at vacuum level			Lifting force parallel to the surface, N, at vacuum level			Volume	Min. curve radius	Max. vertical movement	Weight rubber part
20 -kPa	60 -kPa	90 -kPa	20 -kPa	60 -kPa	90 -kPa	cm ³	mm	mm	g
35	73	92	20	37	44	12	35	6.0	10.0

MATERIAL SPECIFICATIONS

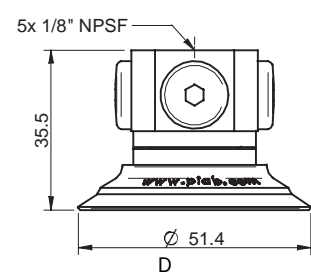
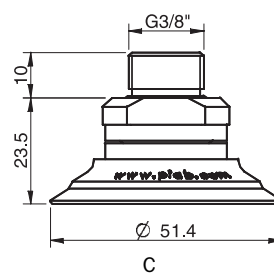
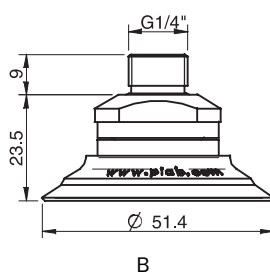
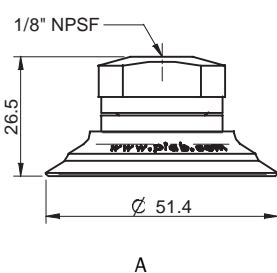
Material	Colour	Hardness °Shore A	Temperature range °C
Nitrile-PVC, NPV	Black	50	0-90
Silicone, SIL	Red	50	-40-200

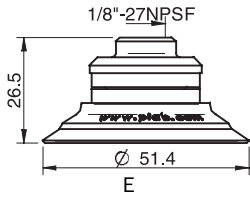
MATERIAL RESISTANCE

Material	Wear resistance	Oil	Weather & Ozone	Hydrolysis	Petrol	Concentrated acids	Alcohol	Oxidation
Nitrile-PVC, NPV	Excellent	Excellent	Good	Good	Excellent	Fair	Good	Good
Silicone, SIL	Good	Poor	Excellent	Fair	Poor	Poor	Good	Excellent

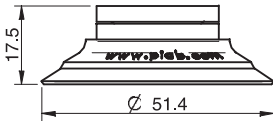
ORDERING INFORMATION

	Complete suction cups	Art. No
A	Suction cup U50-2 Nitrile-PVC, 1/8" NPSF female, with mesh filter	0101823
B	Suction cup U50-2 Nitrile-PVC, G1/4" male, with mesh filter	0101818
C	Suction cup U50-2 Nitrile-PVC, G3/8" male, with mesh filter	0101820
D	Suction cup U50-2 Nitrile-PVC, 5x1/8" NPSF female	0101822
A	Suction cup U50-2 Silicone, 1/8" NPSF female, with mesh filter	0101810
A	Suction cup U50-2 Silicone, 1/8" NPSF female, with dual flow control valve	0101811
B	Suction cup U50-2 Silicone, G1/4" male, with mesh filter	0101805
C	Suction cup U50-2 Silicone, G3/8" male, with mesh filter	0101807
C	Suction cup U50-2 Silicone, G3/8" male, with mesh filter and dual flow control valve	0101814
E	Suction cup U50-2 Silicone, 1/8" NPSF female, PA	0110330





Rubber parts	Art. No.
Suction cup U50-2 Silicone	0101151
Suction cup U50-2 Nitrile-PVC	0101150



Fittings	Art. No.
Fitting 1/8" NPSF female, 50, with mesh filter	0101154
Fitting 1/8" NPSF female, 50, with dual flow control valve	3251012
Fitting G1/4" male, 50, with mesh filter	3250092
Fitting G1/4" male, with mesh filter and dual flow control valve	3251013
Fitting G3/8" male, 50, with mesh filter	3250087
Fitting G3/8" male, 50, with mesh filter and dual flow control valve	3251015
Fitting 5x1/8" NPSF female, 50	0100262
Fitting 5x1/8" NPSF female, 50, with dual flow control valve	3251017
Fitting 1/8" NPSF female, 50, PA	3150198

For further information and dimensioned drawings, see SUCTION CUPS FITTINGS chapter.