

## D30-2



### DEEP SUCTION CUP

- ▶ Suitable for objects with curved or irregular surfaces.
- ▶ Grips around corners and edges.

### LIFTING FORCES & TECHNICAL DATA

Lifting force vertical to the surface, N, at vacuum level			Lifting force parallel to the surface, N, at vacuum level			Volume cm <sup>3</sup>	Min. curve radius mm	Max. vertical movement mm	Weight rubber part g
20 -kPa	60 -kPa	90 -kPa	20 -kPa	60 -kPa	90 -kPa				
14.0	26	31	—	—	—	5.0	13	5.0	4.0

### MATERIAL SPECIFICATIONS

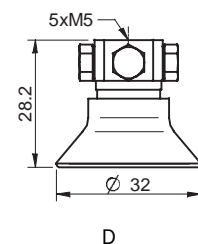
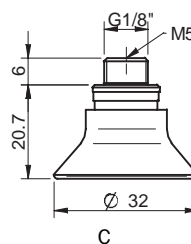
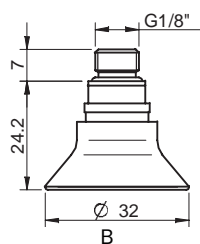
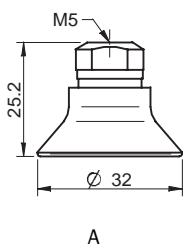
Material	Colour	Hardness °Shore A	Temperature range °C
Chloroprene, CR	Black	50	-40-110
Silicone, SIL	Red	50	-40-200

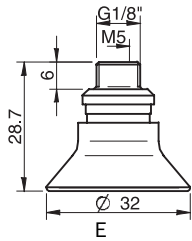
### MATERIAL RESISTANCE

Material	Wear resistance	Oil	Weather & ozone	Hydrolysis	Petrol	Concentrated acids	Alcohol	Oxidation
Chloroprene, CR	Excellent	Fair	Good	Good	Fair	Poor	Good	Good
Silicone, SIL	Good	Poor	Excellent	Fair	Poor	Poor	Good	Excellent

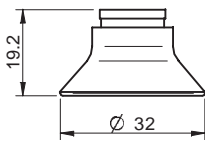
### ORDERING INFORMATION

	Complete suction cups	Art. No.
A	Suction cup D30-2 Chloroprene, M5 female	0101237
B	Suction cup D30-2 Chloroprene, G1/8" male, with mesh filter	0101238
B	Suction cup D30-2 Chloroprene, G1/8" male, with mesh filter and dual flow control valve	0101244
C	Suction cup D30-2 Chloroprene, G1/8" male/M5 female, with mesh filter	0101242
C	Suction cup D30-2 Chloroprene, G1/8" male/M5 female, with dual flow control valve	0101246
A	Suction cup D30-2 Silicone, M5 female	0101248
B	Suction cup D30-2 Silicone, G1/8" male, with mesh filter	0101249
C	Suction cup D30-2 Silicone, G1/8" male/M5 female, with mesh filter	0101253
D	Suction cup D30-2 Silicone, 5xM5 female	0101252
E	Suction cup D30-2 Silicone, G1/8" male/M5 female, PA	0110332





Rubber parts	Art. No.
Suction cup D30-2 Chloroprene	0101125
Suction cup D30-2 Silicone	0101126



Fittings	Art. No.
Fitting M5 female	3250003
Fitting M5 female, with dual flow control valve	3251001
Fitting G1/8" male, with mesh filter	3250085
Fitting G1/8" male, with mesh filter and dual flow control valve	3251002
Fitting G1/8" male/M5 female, with mesh filter	0101152
Fitting G1/8" male/M5 female, with dual flow control valve	3251004
Fitting 5xM5 female	0100260
Fitting 5xM5 female, with dual flow control valve	3251005
Fitting G1/8" male/M5 female, PA	3150196

For further information and dimensioned drawings, see SUCTION CUPS FITTINGS chapter.